



# Gas Markets

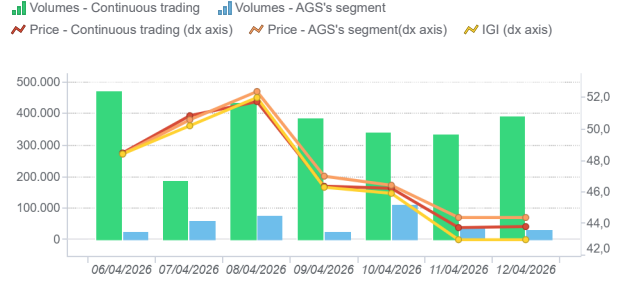
Week n° 15 from 06/04/2026 to 12/04/2026

## Day-Ahead Gas Market (MGP-GAS)

	Average price (€/MWh)	Change Price	Minimum price	Maximum price	Total Volumes (MWh)	Volumes change	Daily product	WE Product	WD Product
<b>Continuous trading</b>	47,35	-11,2%	42,00	54,20	2.570.232	-23,4%	1.810.296	731.904	28.032

	Average price (€/MWh)	Change price	Minimum price	Maximum price	Total Volumes (MWh)	Volumes change	Purchases SRG (MWh)	Sales SRG (MWh)
<b>AGS's segment</b>	47,67	-10,9%	44,39	52,40	353.424	-37,6%	185.760	282.048

## MGP - Volumes (MWh) and Price (€/MWh)

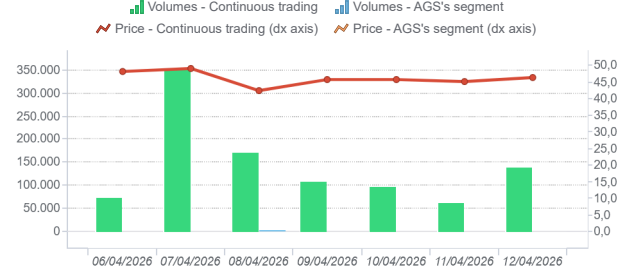


## Intra-Day Gas Market (MI-GAS)

	Average price (€/MWh)	Change Price	Minimum price	Maximum price	Total Volumes (MWh)	Volumes change
<b>Continuous trading</b>	46,20	-12,7%	41,00	51,25	1.000.464	21,6%

	Average price (€/MWh)	Change price	Minimum price	Maximum price	Total Volumes (MWh)	Volumes change	Purchases SRG (MWh)	Sales SRG (MWh)
<b>AGS's segment</b>					0		0	0

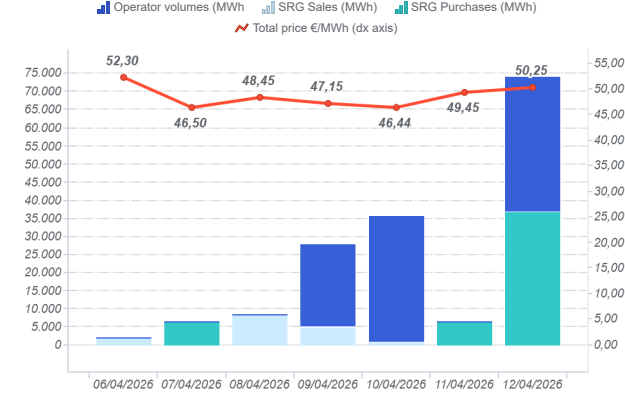
## MI - Volumes (MWh) and Price (€/MWh)



## Market for the trading of gas stored (MGS-GAS)

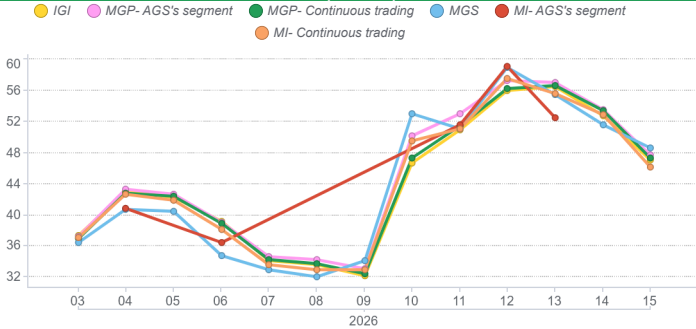
	Week 14	Week 15
<b>Price €/MWh (1)</b>		
Stogit	51,60	48,65
Stogit Adriatica		
<b>Total</b>	<b>51,60</b>	<b>48,65</b>
<b>Volumes MWh</b>		
Stogit	76.556	159.602
Stogit Adriatica	0	0
<b>Totale</b>	<b>76.556</b>	<b>159.602</b>
<b>SRG. Activity MWh</b>		
<b>Purchases</b>	<b>41.236</b>	<b>48.921</b>
Balancing (2)	41.236	48.921
Other purchases (3)		
<b>Sales</b>	<b>26.962</b>	<b>15.185</b>
Balancing (2)	26.962	15.185
Other purchases (3)		

## Market for the trading of gas stored (MGS-GAS)

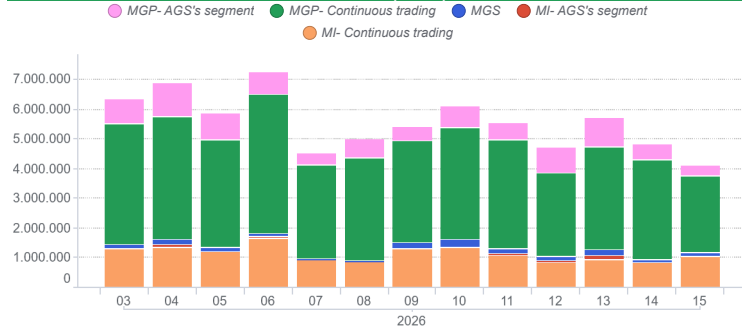


1) The Total price is calculated as a weighted average price for the total volumes exchanged in each storage system.  
 2) To securely manage any expected deviations between overall network injections and withdrawals pursuant to Art. 2.5 of Annex A, AEEGSI's Resolution 312/2016/R/gas  
 3) Stored gas trades by Snam Rete Gas (SRG) not included in "Balancing"

## Prices (€/MWh)



## Volumes (MWh)



## Forward Gas Market (MT-GAS)

Prodotto	Minimum price (€/MWh)	Maximum price (€/MWh)	Check price*	Check price change (%)	Trades	Volumes (MWh/g)	OTC Registrations	OTC Volumes	Volumes Tot	Change %	Open position (MWh)*	Open position (MWh/g)*
<b>BoM-2026-04</b>			51,91	-6,6%	0,00	0,00	0,00	0,00	0,00	0,0%	0,00	0,00
<b>M-2026-05</b>			56,60	-9,4%	0,00	0,00	0,00	0,00	0,00	0,0%	0,00	0,00
<b>M-2026-06</b>			57,18	-7,0%	0,00	0,00	0,00	0,00	0,00	0,0%	0,00	0,00
<b>M-2026-07</b>			57,27	-5,4%	0,00	0,00	0,00	0,00	0,00	0,0%	0,00	0,00
<b>Q-2026-03</b>			58,06	-9,1%	0,00	0,00	0,00	0,00	0,00	0,0%	0,00	0,00
<b>Q-2026-04</b>			55,61	-10,7%	0,00	0,00	0,00	0,00	0,00	0,0%	0,00	0,00
<b>Q-2027-01</b>			56,13	-8,7%	0,00	0,00	0,00	0,00	0,00	0,0%	0,00	0,00
<b>Q-2027-02</b>			44,18	-6,0%	0,00	0,00	0,00	0,00	0,00	0,0%	0,00	0,00
<b>WS-2026/2027</b>			57,40	-8,0%	0,00	0,00	0,00	0,00	0,00	0,0%	0,00	0,00
<b>CY-2027</b>			45,68	-8,8%	0,00	0,00	0,00	0,00	0,00	0,0%	0,00	0,00
<b>SS-2027</b>			43,56	-5,1%	0,00	0,00	0,00	0,00	0,00	0,0%	0,00	0,00

\*Referred to the last session of the week